















# Georgia Southern Wireless Broadband Survey

1. Are you currently a student at Georgia Southern?			
		Response Percent	Response Count
Yes		99.4%	1167
No		0.8%	9
<b>answered question</b>			<b>1174</b>
<b>skipped question</b>			<b>0</b>







2. Where do you live?			
		Response Percent	Response Count
In student housing		29.0%	340
In an apartment		62.4%	731
With my parents/relatives		9.5%	111
<b>answered question</b>			<b>1171</b>
<b>skipped question</b>			<b>3</b>

3. Do you currently have high-speed Internet access in your place of residence? If Yes, please indicate your broadband provider in the space below.			
		Response Percent	Response Count
Yes		79.9%	938
No		20.5%	241
Other (please specify)			561
<b>answered question</b>			<b>1174</b>
<b>skipped question</b>			<b>0</b>






4. Where would you like to have broadband access that you do not currently have access?			
		Response Percent	Response Count
At the park		51.4%	603
At the mall		35.3%	414
Downtown		46.8%	549
<b>On campus outside GA Southern buildings</b>		<b>90.5%</b>	1063
Other (Please indicate below)		24.3%	285
		Other (please specify)	286
		<b>answered question</b>	<b>1174</b>
		<b>skipped question</b>	<b>0</b>

5. Would you be interested in having a high-speed mobile connection to the Internet that is as fast as your DSL or cable connection? That is the ability to bring your broadband access with you as you travel around Statesboro with your laptop or other device?			
		Response Percent	Response Count
Yes		98.7%	1159
No		1.3%	15
		<b>answered question</b>	<b>1174</b>
		<b>skipped question</b>	<b>0</b>

**6. What would you do with your mobile Internet service?**

		Response Percent	Response Count
Download music and videos		39.6%	465
Play games		29.4%	345
<b>Do homework and research</b>		<b>97.8%</b>	1148
Visit Facebook		69.8%	819
Watch ESPN highlights		20.3%	238
Other (Please indicate below)		25.8%	303
		Other (please specify)	307
		<b>answered question</b>	<b>1174</b>
		<b>skipped question</b>	<b>0</b>

**7. What devices would you like to use with this mobile Internet service?**

		Response Percent	Response Count
<b>Laptop</b>		<b>97.9%</b>	1146
PDA		18.5%	217
Cellphone (iPhone for example)		36.4%	426
Tablet PC		7.6%	89
Other devices (list below)		5.2%	61
		Other (please specify)	51
		<b>answered question</b>	<b>1171</b>
		<b>skipped question</b>	<b>3</b>

8. Would you be willing to pay for the service?			
		Response Percent	Response Count
Yes		47.4%	555
No		56.4%	661
<b>answered question</b>			<b>1171</b>
<b>skipped question</b>			<b>3</b>

9. How much would you be willing to pay per month for that mobile connection?			
		Response Percent	Response Count
\$10		81.4%	956
\$15		14.7%	173
\$20		7.0%	82
\$25		3.1%	36
<b>answered question</b>			<b>1174</b>
<b>skipped question</b>			<b>0</b>

10. Would you consider replacing your current broadband service with this new mobile broadband service if it meets your needs?			
		Response Percent	Response Count
Yes		85.7%	1005
No		15.3%	179
<b>answered question</b>			<b>1173</b>
<b>skipped question</b>			<b>1</b>